



OUR COMMITMENT GLOBAL FOOD SECURITY BY 2020

At DuPont, food security is at the heart of our priorities. Across the globe, DuPont is addressing food security with science-based innovations. We are building collaborations with businesses, non-profit organizations and governments, and working with local farmers and food producers.

DuPont 2020 Food Security Goals

In the spirit of “what gets measured gets done,” DuPont announced in 2012 corporate goals to enhance global food security that would be realized by the end of 2020. DuPont encourages all employees to do their part in making food more nutritious, safer and available to people everywhere.

Innovating to Feed the World. DuPont committed \$10 billion to research and development, and the introduction of 4,000 new products by the end of 2020. The work centers on developing innovations that will produce more food, enhance nutritional value, improve agriculture sustainability, boost food safety, extend food freshness, and reduce waste.

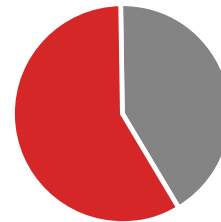
Engaging and Educating Youth. By the end of 2020, DuPont committed to facilitating 2 million engagements with young people around the world to transfer the knowledge of sustainable food and agriculture and the impact it will have on a growing population. DuPont has already exceeded this goal.

Improving Rural Communities. DuPont will work to improve the livelihoods of at least 3 million farmers and their rural communities through targeted collaborations and investments that strengthen agricultural systems and make food more available, nutritious and culturally appropriate. This is in addition to the work already being done by DuPont to enhance the lives of hundreds of millions of farmers through our normal business practices.

 Visit foodsecurity.dupont.com to learn more.

PROGRESS—R&D INNOVATION

GOAL: \$10 BILLION R&D INVESTMENT

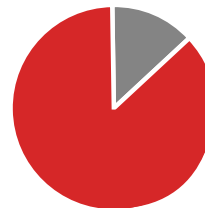


2012 PROGRESS:
\$1.2 BILLION
2013 PROGRESS:
\$1.295 BILLION
2014 PROGRESS:
\$1.236 BILLION
2015 PROGRESS:
\$1.146 BILLION
2016 PROGRESS:
\$1.04 BILLION

■ Progress to Date: \$5.917B ■ Total Remaining

PROGRESS—NEW PRODUCT INNOVATION

GOAL: 4,000 NEW PRODUCTS




2012 PROGRESS:
1,039
2013 PROGRESS:
693
2014 PROGRESS:
603
2015 PROGRESS:
633
2016 PROGRESS:
507

■ Progress to Date: 3,475 ■ Total Remaining

PROGRESS—YOUTH ENGAGEMENT

GOAL: 2 MILLION YOUTH EDUCATED AND ENGAGED

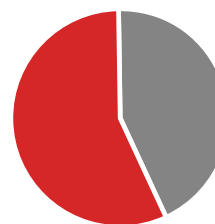


2012 PROGRESS:
451,846
2013 PROGRESS:
774,295
2014 PROGRESS:
793,143
2015 PROGRESS:
192,820
2016 PROGRESS:
309,608

 Total: 2,521,712 Exceeded Goal in 2014

PROGRESS—RURAL DEVELOPMENT

GOAL: IMPROVE LIVELIHOOD OF 3 MILLION SMALL HOLDER FARMERS AND THEIR RURAL COMMUNITIES



2012 PROGRESS:
169,247
2013 PROGRESS:
205,752
2014 PROGRESS:
314,626
2015 PROGRESS:
533,841
2016 PROGRESS:
477,801

■ Progress to Date: 1,701,267 ■ Total Remaining